



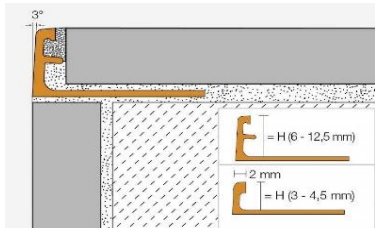


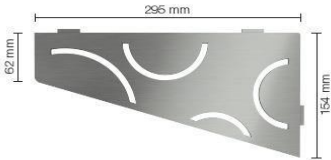


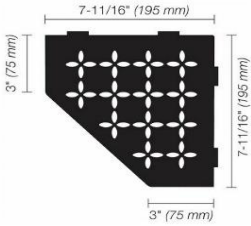



MODELE	REFERENCE (2,50 ml)	CODE ARTICLE
	RONDEC PRO 60 BW BLANC	107251
	RONDEC PRO 80 BW BLANC	113504
	RONDEC PRO 100 BW BLANC	107176
	RONDEC PRO80W CREME	107409
	RONDEC PRO100W CREME	107408
	JOLLY P80 BW BLANC	110436
	JOLLY P100BW BLANC	108694
	JOLLY P110BW BLANC	214145
	JOLLY P125BW BLANC	108452
	JOLLY P80W CREME	206227
	JOLLY P100W CREME	115353
	JOLLY P125W CREME	108776
  	SCHIENE E80 ACIER INOX	107258
	SCHIENE E100 ACIER INOX	107257
	SCHIENE A80 ALU NATUREL	107256
	SCHIENE A100 ALU NATUREL	107255
	SCHIENE AE60 ALU ANODISE	179449
	SCHIENE AE80 ALU ANODISE	107254
	SCHIENE AE100 ALU ANODISE	107253
	SCHIENE AE110 ALU ANODISE	204286
	SCHIENE AE125 ALU ANODISE	108704
	SCHIENE AE140 ALU ANODISE	109855
	DESIGNLINE DL625 AK ALU CUIVRE ANOD MAT	113500

	RENO AEU 80 ALU ANODISE	107230
	RENO AEU 100 ALU ANODISE	107229
	RENO AEU 125 ALU ANODISE	113046
	RENO AU80 TRANSITION ALU	107123
	RENO AU100 TRANSITION ALU	107237
	RENO EU 100 ACIER INOX	107231
	RENO AEVB20 ALU ANODISE	217157 +
	RENO AEVT100 ALU ANODISE	217158
	RENO AEVT125B30 ALU ANODISE	117389
	RENO RAMP AERP100B65 ALU ANOD	107232
	RENO RAMP AERP125B65 ALU ANOD	107233
	RENO T9/14AE 14MM ALU ANODISE	207386
	RENO T9/25AE 25MM ALU ANODISE	107235
	RENO T9/25E 25MM ACIER INOX	107234
	SCHIENE 110ACG ALU CHROME BRILLANT	197110
	SCHIENE A110 TSC ALU SABLE	214166
	SCHIENE A110 TSDA ALU ANTHRACITE	206622
	SCHIENE A110 TSI ALU IVOIRE	206621
	SCHIENE A110 MGS ALU NOIR MAT	228125
	SCHIENE A100 MBW ALU BLANC MAT	228122
	SCHIENE A100 AT ALU TITANE MAT	243125
	DILEX AS 20BW BLANC 2,50 ML	107212
	DILEX-AS/I ANGLE RENTRANT 90°	114936
	DILEX-EK/AS CAPUCHON DE FERMETURE	114937

	QUADEC Q 45 AE ALU ANOD MAT	131960
	RONDEC RO 80AE ALU ANODISE MAT	113440
	RONDEC RO 100AE ALU ANODISE MAT	113441
	RONDEC RO 125AE ALU ANODISE MAT	112562
	RONDEC ACG RO60 ALU CHROME BRILLANT	107436
	RONDEC ACG RO80 ALU CHROME BRILLANT	107304
	RONDEC ACG RO100 ALU CHROME BRILLANT	107305
	RONDEC RO80 ACGB ALU CHROMÉ ANODISE BROSSÉ	113502
	RONDEC RO100 ACGB ALU CHROMÉ ANODISE BROSSÉ	113499
	RONDEC RO 100 E ACIER INOX	113501
RONDEC RO80 AKG ALU CUIVRE BRILLANT	107308	
	DILEX BWS80G GRIS JOINT FRACT.	114114
	DILEX BWS100G GRIS JOINT FRACT.	108310
	DILEX BWS110G GRIS JOINT FRACT.	213834
	DILEX BWS125G GRIS JOINT FRACT.	108710
	DILEX BWS100HB BEIGE JOINT FRACT.	108705
	DILEX BWS125HB BEIGE JOINT FRACT.	112760
	DILEX MP 35 HB PROFILE FRACT.	108813
	DILEX MP 35G GRIS JOINT FRACT.	107223
	DILEX MOP35G GRIS JOINT FRACT.	107161
	TREP-E REF TE 110 ACIER INOX	207387
	TREP-EK PROFILE NEZ DE MARCHE INOX	185366
	TREP-FL 110 E PROFILE NEZ DE MARCHE	115433
	TREP-FL 110 AE PROFILE NEZ DE MARCHE	115432
	PROFILÉ DECO A100D (ALU NATUREL)	206279

## TABLETTES DOUCHE ou BAIGNOIRE

	<p>TABLETTE DESIGN CURVE ACIER INOX BROSSÉ REF SE S2 D6 EB</p>	<p>217040</p>
	<p>TABLETTE DESIGN CURVE ACIER INOX BROSSÉ REF SE S3 D6 EB</p>	<p>217038</p>
	<p>TABLETTE DESIGN CURVE ALU MBW BLANCHE REF SE S2 D6 MBW</p>	<p>219582</p>
	<p>TABLETTE DESIGN FLORAL ACIER INOX BROSSÉ REF SE S3 D5 EB</p>	<p>217037</p>
	<p>TABLETTE DESIGN FLORAL ALU MGS NOIRE REF SE S2 D5 MGS</p>	<p>219581</p>
	<p>TABLETTE DESIGN FLORAL ALU TSI IVOIRE REF SE S2 D5TSI</p>	<p>217136</p>

## STOCK PERMANENT DES PROFILS EMAC

	NOVOCANTO ARGENT MAT 1/4 DE ROND 8 MM	108706
	NOVOCANTO ARGENT MAT 1/4 DE ROND 10 MM	108707
	NOVOLISTEL 3XS ALUMINUM ANOD.EFFET 10MM MIROIR	118732
	NOVOLISTEL 3XS ALUMINUM ANOD.EFFET 12MM MIROIR	213958
	NOVOLISTEL 3 ALU ARGENT MAT 13  H:10MM	109943
	NOVOLISTEL 3 ALU ARGENT MAT  H:125 MM	111273
	NOVOLISTEL BASIC ALU ANOD ARGENT BRILLANT 23 (finition chromé miroir)	214038
	NOVONIVEL 3  H:8 à 13 MM  ALU ANOD ARGENT MAT	204882
	NOVOESCUADRA ALU ANODISE ARGENT MAT 20 MM	114777
	NOVOPELDANO ROMANO CHENE  H:11MM  1 ML (SANS PROFILÉ ALU APPARENT)	108709
	NOVOPELDANO 2 CLASICO CHENE  H:11MM  1 ML (PROFILÉ ALU APPARENT)	108708
	NOVOESCOCIA 4 MINI MÉTALISÉ ALU ANTI-BACT 120	184917
	NOVOCANTO MULTI ALU ANOD MAT 10 MM (POUR ANGLE MARCHE DOUCHE OU FINITION PLAN TRAVAIL)	114217